

Lesson

28

Close Reading

1st Read – Scratch the Surface

- get the gist of the text

2nd Read – Discover New Words

- highlight/underline any unfamiliar words
- use context clues to determine the meaning of the word
- write the definition on the text

3rd read – Dig a Little Deeper

- determine the main idea of each paragraph or section of the text
- write the main idea on a post-it

4th read – Analyze the Text

- teacher determines (identify theme, cause and effect, author's purpose, etc.)

Rising to the Challenge

Climbing a mountain is tough work. If you stand at the base of a mountain and look up, you might think it can't be done. You might even think climbing a mountain is crazy, but people have done it many times.

People who climb mountains like adventure. Climbing mountains is exciting! It lets people use their skills and strengths in a unique way. What does it take to climb a mountain?

The first thing a person needs to climb a mountain is courage. The second is determination to keep going even when it's tough. Mountain climbers face bitter cold, falling ice and rocks, and avalanches. They could even fall off the mountain! Because of these dangers, climbers need to be prepared and to stay calm. They must be able to think clearly in an emergency, and they need to have strong, healthy bodies.

1 — Mountain climbers use special equipment. They wear warm clothing, helmets, and dark glasses. Metal spikes attached to their boots help climbers get a grip on ice. Climbers carry axes and picks to chip away or poke holes in ice and rock. Climbing a mountain can take more than a day. If climbers must stay overnight on a mountain, they carry a backpack with food and a hammock to sleep in.

2 — Some people prefer to climb mountains alone. Most, however, climb with a friend or in a group. A rope connects one climber to another. Falling off a mountain would be the worst thing that could happen, but a climber who falls could be saved if he is tied to another person.

3 — Even when people wonder why they do it, mountain climbers rise to the challenge of their sport and stand on top of the world.

textures

Paper can have different textures. It can look and feel smooth or rough.




Lesson 28

Vocabulary Review


steep

This mountain is steep. It reaches straight up into the sky!




survival

This bluebird flies south for the winter for its survival, or to stay alive.



peak

This goat lives near the peak, or top, of a mountain. It likes high, rocky cliffs.




tropical

Some plants grow in warm, damp, tropical climates near the equator.




throughout

Sap passes throughout a tree. It travels to every part.




equipment

Mountain climbers check their supplies, or equipment, before a climb.



altitude

The altitude, or height, of Granite Peak in Montana is 12,799 feet high.



landscape

The landscape changes in spring. Grass turns green, and flowers bloom.



slopes

Gentle slopes near the bottom of the mountain are easiest to climb.



**Becoming Anything
He Wants to Be**

Phonics: Words with
ough and *ough*

Words with *ough*, *ough*

Read each word in the box. Say the sound that *ough* or *ough* stands for. Then write the word in the chart under the correct category.

Word Bank					
bought	caught	fought	naughty	rough	taught
brought	daughter	laugh	ought	sought	thought

<i>ough</i> rhymes with <i>paw</i>	<i>ough</i> rhymes with <i>puff</i>	<i>ough</i> rhymes with <i>paw</i>	<i>ough</i> rhymes with <i>staff</i>

Projectable 28.2

Becoming Anything He Wants to Be Vocabulary Strategies Word Roots

Word Roots

Identify the root and tell its meaning. Use the meaning of the root to figure out the meaning of the word.

1. headphone

Root:

Meaning of the root:

Meaning of the word:

2. telescope

Root:

Meaning of the root:

Meaning of the word:

3. homophone

Root:

Meaning of the root:

Meaning of the word:

4. autopilot

Root:

Meaning of the root:

Meaning of the word:

5. autograph

Root:

Meaning of the root:

Meaning of the word:

Vocabulary Strategies

© Houghton Mifflin Harcourt Publishing Company All rights reserved.

Grade 3, Unit 6

Copyright © 2014 by Houghton Mifflin Harcourt Publishing Company

Becoming Anything He Wants to Be Fill in the Blank

throughout	texture	peak	steep	tropical
landscape	slopes	altitude	survival	equipment

1. There were many steep _____ on the tall mountain.
2. The _____ of the wood was rough and bumpy.
3. She enjoyed the _____ weather more than the cooler weather.
4. The _____ was full of trees and colorful plants.
5. The men needed their _____ to climb to top of the mountain.
6. There were trees _____ the forest.
7. The mountain was very _____ and looked dangerous.
8. Many plants have protective coverings for their _____ from predators.
9. The air at a high _____ felt different than on the ground.
10. The _____ of the mountain was very high in the sky.

Becoming Anything He Wants to Be Vocabulary Strategy:

Word Roots

Read each sentence. Circle the meaning of the underlined word.

1. What does the word annual mean in the sentence below?

The men had an annual meeting to discuss their work.

- a. a book of pictures
- b. happens once a year
- c. happens once every 10 years.

2. What does the word astronaut mean in the sentence below?

The astronaut flew into space on a very fast rocket ship.

- a. a person who goes into space
- b. a star
- c. a planet

3. What does the word illuminate mean in the sentence below?

The tall lamp illuminated the entire room.

- a. dimmed
- b. colored
- c. gave light to

4. What does the word magnify mean in the sentence below?

The binoculars magnified the bird in the distant tree.

- a. made larger
- b. made smaller
- c. made disappear

Name _____ Date _____

T-Map:

Title or Topic _____

Name _____ Date _____

T-Map: _____

Title or Topic _____

Name _____

Date _____



Becoming Anything He Wants to Be

Create a Captioned Illustration

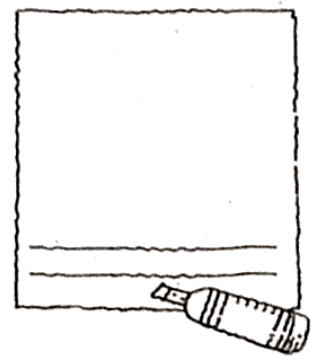
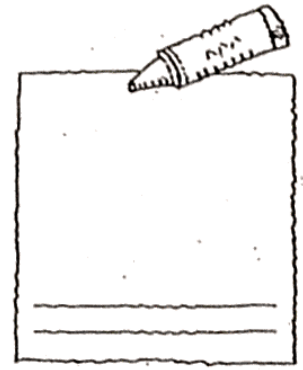

This story of Erik Weihenmayer is told with photographs that have captions. The photographs help us see what Erik can do, and the captions help us understand the photographs. Let's take a closer look.

Look at page 35. What does the caption let you know about the photograph on this page?

Look at page 37. What does the caption tell you about the photograph on this page?

Look at page 38. In the first photograph, which of the bike riders is Erik? How do you know?

The caption for the second paragraph tells us why this story is important for everybody. Why is it important?



Name _____

Date _____

**Becoming Anything He
Wants to Be**
Independent Reading

Erik Weißenmayer achieved amazing things. How have his achievements inspired you? What is one thing you would like to do but think you cannot do? Draw an illustration of yourself doing this difficult thing. Write a caption that explains what you are doing.

The form consists of a large outer rectangle with a thick border. Inside this is a smaller rectangle with a thin border, intended for a drawing. Below the drawing area are four horizontal lines for writing a caption.

Name _____

Date _____

Words with *ough*, *augh*

**Becoming Anything
He Wants to Be**

Phonics:
Words with *ough*, *augh*

Read each sentence below. Look at the words that are missing letters. Write *au* or *ou* to complete the word in each sentence.

1. Mom and Dad warned us not to l_____gh during the performance or we would have to leave.
2. I stayed home from school today with a bad c_____gh.
3. Marie was worried that she did not make en_____gh cupcakes for all the children in her class.
4. Sylvester was c_____ght napping through his social studies class.
5. Jelly is my favorite type of d_____ghnut.
6. Football is a r_____gh sport to play.
7. Mrs. Johnson has t_____ght at our school for thirty years.
8. Dave br_____ght a baseball for show and tell.
9. Mr. Simon's d_____ghter is getting married next weekend.
10. Linda and her sister f_____ght over what to watch on television.

VOCABULARY TEST FOR BECOMING ANYTHING HE WANTS TO BE

Name _____ Date _____

Write the vocabulary word that matches the definition.

1. _____ The top of a mountain
2. _____ In, to, or through every part of
3. _____ From or typical of the tropics, the warm areas of Earth near the equator
4. _____ Rising or falling sharply
5. _____ A stretch of ground that slants upward or downward
6. _____ The things that are needed for a purpose
7. _____ The act or fact of staying alive
8. _____ A stretch of land that is viewed as scenery
9. _____ A height measured from sea level or from the earth's surface
10. _____ The look or feel of a surface



landscape textures altitude steep equipment

throughout slopes peak survival tropical

The Power of Magnets

Meaning

Picture

Sentence

steep

textures

landscape

peak

Slopes