

Lesson

18

Close Reading

1st Read – Scratch the Surface

- get the gist of the text

2nd Read – Discover New Words

- highlight/underline any unfamiliar words
- use context clues to determine the meaning of the word
- write the definition on the text

3rd read – Dig a Little Deeper

- determine the main idea of each paragraph or section of the text
- write the main idea on a post-it

4th read – Analyze the Text

- teacher determines (identify theme, cause and effect, author's purpose, etc.)

The World Tree

The World of the Vikings

1 A long, long time ago, the mighty Vikings from the north ruled many lands. Their raids took them south to Africa, east to Russia, and west to North America. The Vikings were most at home on the water. They attacked by sea and controlled the water **passages** leading into and out of their lands. Their boats, decorated with dragon heads and **spines**, struck fear in many people.

2 The Vikings' long boats were made from trees. So were Viking homes. Logs formed the walls of these sturdy houses. The Vikings lived far from **tropical** climates, so they relied on wood fires to keep them warm all year round. The roots many Vikings dug up to **store** as medicines also came from trees. Healers used these roots from one generation to the next.

Is it any wonder, then, that the Vikings believed all of life was supported by a huge tree? Calling it the World Tree, the Vikings pictured it as a giant ash. Ash trees are large, beautiful trees that often have a diamond pattern on their bark. Usually each branch has a matching branch on the other side of the limb. Ash trees are also very leafy.

The Myth of the World Tree

The World Tree was thought to have roots and branches that spread **throughout** the Earth. The roots were especially important. Vikings believed the tree used its roots to **absorb** all of the wisdom in the world. The wisdom was kept in a well near the roots. Odin, the main god in Viking myths, drank from this well.

Other roots drew water from a spring where magical creatures worked. Their job was to **dissolve** the world's fate in the water. Then the roots could send each person's fate out into the world.

3 Other **clumps** of roots were constantly attacked by a dragon. This dragon hoped to destroy the World Tree. If the dragon succeeded, the Vikings would lose all of their power.

Other Beliefs

4 The Vikings believed that animals and other plants depended on the World Tree. Many animals ate the tree's **coverings** and leaves. A mighty deer, fed by the leaves, was thought to keep the rivers of the world flowing from its antlers. Goats feeding near the tree were said to make a strengthening milk for Odin's warriors. Other plants needed the tree's **pollen** to keep new seeds growing.

Truly, the Vikings did get many things from the mighty trees that grew in their northern homelands. It is easy to see how they came to believe the myth of the World Tree.



Lesson 18 Vocabulary

A Tree is Growing

1. _____ **pollen** - fine powder made by flowers used to make seeds
2. _____ **store** - put things away until you need them
3. _____ **clumps** - small groups of things
4. _____ **passages** - long, thin tube or hole that air or liquid can flow through
5. _____ **absorb** - soak up a liquid
6. _____ **throughout** - all over an area
7. _____ **coverings** - layers of objects that protect what is underneath
8. _____ **spines** - long, sharp points on a plant or animal's body
9. _____ **tropical** - hot and wet weather that is found near the equator
10. _____ **dissolve** - mix completely with a liquid

88

Lesson 18

LANGUAGE DETECTIVE

Talk About the Writer's Words
Work with a partner. Take turns asking and answering questions about the photos. Use the blue Vocabulary words in your questions and answers.

Vocabulary in Context

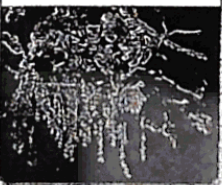
1 pollen
This bee carries **pollen** from flower to flower, which helps seeds grow.




2 store
A baobab tree can **store**, or keep, lots of water in its trunk.



3 clumps
The flowers on some trees grow in **clumps**, or bunches.




4 passages
A leaf has small **passages**, or tubes, that allow water to spread all over.




5 absorb
A plant's roots **absorb** water. They soak it up.



6 throughout
Sap passes **throughout** a tree. It travels to every part.



7 coverings
Different kinds of trees have different **coverings**, or outer layers.



8 spines
Many kinds of cacti are covered in sharp **spines**.



9 tropical
Some plants grow in warm, damp, **tropical** climates near the equator.



10 dissolve
If you add salt to water, it will **dissolve**, or mix, with the water.



- Study each Context Card.
- Make up a new context sentence using two Vocabulary words.

Lesson 18

Words with /k/ and /kw/

A Tree Is Growing**Phonics:**

Words with /k/ and /kw/

Read each sentence. Choose the missing word from the box. Write the word. Then reread the complete sentence.

croaking

music

squeal

jacket

quiet

joke

squirrel

sock

tractor

1. Kim told a silly _____ that made us all giggle.
2. It is cold outside, so wear a warm _____.
3. After everyone went to bed, the house was very _____.
4. My brother's band plays loud _____.
5. "Here is my shoe, but where is my _____?" Ana asked.
6. We saw a _____ in a tree at the park.
7. Mr. Martin got a new _____ for his farm.
8. The scared little pig let out a loud _____.
9. You can hear frogs _____ down by the pond.

Projectable 18.8

A Tree Is Growing Vocabulary Strategies Word Roots

Word Roots

Forest Field Trip

One night, I watched a television program about forests. They provide homes for lots of plants and animals. I decided I wanted to find out more about nature. I called my friend on the telephone. We made plans to go camping in the forest.

The next day, we drove to our campsite in an automobile. We wanted to take pictures. Our camera had a telephoto lens for taking pictures of animals at a distance. We also brought a telescope so we could look at the stars at night.

After the trip, I decided that I wanted to study forests when I grew up. I definitely wanted to learn more them.

| Word with Word Root | Word Root | Root Meaning | Word Meaning |
|---------------------|-----------|--------------|--------------|
| | | | |
| | | | |
| | | | |
| | | | |
| | | | |

Word Roots

A Tree Is Growing
Vocabulary Strategies:
Word Roots

Identify the root and tell its meaning. Use the meaning of the root to figure out the meaning of the word.

1. telephone

Root:

Meaning of the root:

Meaning of the word:

2. telescope

Root:

Meaning of the root:

Meaning of the word:

3. autocorrect

Root:

Meaning of the root:

Meaning of the word:

4. autopilot

Root:

Meaning of the root:

Meaning of the word:

5. automatic

Root:

Meaning of the root:

Meaning of the word:

Projectable 18.4


A Tree Is Growing Analyze the Text Text and Graphic Features

Column Chart: Text and Graphic Features

| Text or Graphic Feature | Page | Purpose |
|-------------------------|------|---------|
| | | |

Name _____

Date _____






A Tree Is Growing
Independent Reading

A Tree Is Growing

Label a Growing Tree

What did you learn about trees? Use the features in *A Tree Is Growing* to help you draw and label a growing tree.

Read pages 94–96. Draw and label three different leaves.
Write a caption telling what leaves do for trees.



Read pages 97–99. What is sap? What is special about some kinds of sap? Use the captions to find some of this information.


Name _____ Date _____

A Tree Is Growing
Independent Reading

Read pages 100–101. What are some important things about a tree's roots?

Read pages 102–105. What are some important things about a tree's bark?

Now draw a picture of your own growing tree. Use the information from the text and illustrations to label your tree's parts.



Cumulative Review

A Tree Is GrowingPhonics:
Cumulative Review

Write a word from the box to complete each sentence about one family's love for the zoo. Then read the complete sentence.

complain
exchange
insteadkiss
monkey
pickquality
question
surprise

1. I have never heard anyone _____ about our local zoo.
2. It isn't a huge zoo, but its _____ is very good.
3. Our zookeepers have managed to _____
animals with zoos in faraway places.
4. My favorite animal is a _____ from India.
5. He likes to blow you a _____ when you visit
his exhibit.
6. My little brother would _____ the zebra as
his favorite animal.
7. It's probably no _____ that my sister likes
the koalas best.
8. Our family would choose a visit to the zoo _____
of almost any other form of entertainment.
9. We all often ask the _____, "Can we go to
the zoo this weekend?"