

# Lesson

# 17

# Close Reading

## **1<sup>st</sup> Read – Scratch the Surface**

- get the gist of the text

## **2<sup>nd</sup> Read – Discover New Words**

- highlight/underline any unfamiliar words
- use context clues to determine the meaning of the word
- write the definition on the text

## **3<sup>rd</sup> read – Dig a Little Deeper**

- determine the main idea of each paragraph or section of the text
- write the main idea on a post-it

## **4<sup>th</sup> read – Analyze the Text**

- teacher determines (identify theme, cause and effect, author's purpose, etc.)

# Otzi's Story

In 1991, two tourists were hiking in the Alps and saw something that scared them half to death. Looking closely at the treacherous path, the tourists saw a dead person half covered in the snow. They could not understand why a corpse would be in such a harsh **location**, high in the mountains. They thought it might be a hiker who lost his way and froze to death, so they called the police immediately.

The police came and took the **remains** back down the mountain. While they were looking for **clues** about who he was and where he was from, they discovered something amazing. The corpse was 5,300 years old! Scientists from all over rushed to the mountain to study the area where the ice man they named Otzi had been **buried**.

Scientists have found many **skeletons** and mummies through the years, but Otzi was the oldest. This person died a thousand years before the Egyptians built the pyramids. He died before humans in that part of the world used writing. Having his body gave scientists the opportunity to gather **evidence** about how Otzi's people lived and worked. It even provided clues about what they ate.

1 Unlike **fossils**, which are preserved bones, the ice man's organs, skin, and even some of his clothes were still present. Scientists were able to **prove** that the ice man had eaten bread and deer meat soon before he died. They also learned that he died in a **fierce** battle. He had an arrowhead lodged in his shoulder and many other wounds. He carried a stone knife, a copper axe, and a bow and arrows. He also had a basket with berries inside it and a kit for making a fire.

2  
3 Scientists are still **uncovering** new facts about Otzi. These facts allow us to learn about what life was like thousands of years ago. Today Otzi is kept in a special freezer that keeps his body from rotting. He will be studied for many years to come.

# Lesson 17 Vocabulary

## The Albertosaurus Mystery

1. \_\_\_\_\_ **fossils** - parts of things that lived long ago, such as bones, footprints, or the imprint of a leaf
2. \_\_\_\_\_ **clues** - facts that help solve a problem or mystery
3. \_\_\_\_\_ **remains** - things that are left over
4. \_\_\_\_\_ **prove** - show that something is true
5. \_\_\_\_\_ **evidence** - facts or signs that show something is true
6. \_\_\_\_\_ **skeletons** - supports humans and many animals' bodies and protect their organs
7. \_\_\_\_\_ **uncovering** - taking the cover off, digging up something, or revealing something that is hidden
8. \_\_\_\_\_ **buried** - covered or hidden, often underground
9. \_\_\_\_\_ **fierce** - wild, strong, or dangerous
10. \_\_\_\_\_ **location** - place where something is found

### Lesson

# 17



#### LANGUAGE DETECTIVE

##### Talk About the Writer's Words

Work with a partner. Use the blue Vocabulary words in new sentences that tell about the photos. Write the sentences.

## Vocabulary in Context

### 1 fossils

This man has found dinosaur **fossils**. He will learn a lot from the old bones.



### 2 clues

Fossils give **clues** that help scientists solve mysteries about dinosaurs:




### 3 remains

These are the **remains** of a large dinosaur. One bone is all that is left.



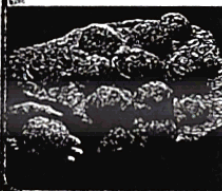
### 4 prove

Scientists are trying to **prove**, or show, that dinosaurs and birds are related.



### 5 evidence

Egg fossils give **evidence**, or facts, about how dinosaurs raised their young.



### 6 skeletons

Scientists rarely find whole dinosaur **skeletons** like this one.



### 7 uncovering

**Uncovering** fossils takes time. The soil must be removed from around them.



### 8 buried

Many dinosaur bones were **buried**, or covered, in mud.



### 9 fierce

Many people think of dinosaurs as **fierce** animals that fought all the time.



### 10 location

Sometimes many dinosaur bones are found in the same **location**.



# Words with /j/ and /s/

**The Albertosaurus  
Mystery**Phonics:  
Words with /j/ and /s/

Read each sentence. Choose the missing word from the box. Write the word. Then reread the complete sentence.

season	decide	squirt
jelly	scale	jumping
force	edge	engine

1. Which \_\_\_\_\_ of the year is your favorite?
2. Close the door with \_\_\_\_\_.
3. I would love to drive a fire \_\_\_\_\_ !
4. Place the apples on the \_\_\_\_\_.
5. Felice likes to put \_\_\_\_\_ on her toast.
6. The \_\_\_\_\_ on these scissors is too dull to cut cardboard.
7. "Did you \_\_\_\_\_ who is the winner?" the girl asked.
8. If you \_\_\_\_\_ me with water, I'll have to change my clothes.
9. We saw grasshoppers \_\_\_\_\_ into the bushes.

## Projectable 17.8

## The Albertosaurus Mystery Vocabulary Strategies Suffix -ly

## Suffix -ly

## The Sudden Fossil

The fossil hunter bent cautiously toward the ground, not making any sudden moves. She thought she saw something. A small rock stuck out from the soil at the bottom of a hole in the ground. It was the hole in which she had been carefully looking for fossils. Was the little rock a fossil? The rock had a swirly pattern on it. The pattern was a clue that the rock might once have been part of an animal.

The fossil hunter tugged the rock out from the soil slowly and gently, not forcefully at all. It was always exciting to have a fossil you just discovered in your hands! She brushed the loose dirt away from the rock. Then she used a small hammer to chip the rock off from the bigger rock to which it was stuck. She wrapped the little rock in newspaper and put it in her jacket pocket. Then she got out her notebook and pen and quickly wrote down where and when she had found the fossil. She didn't want to forget any important facts. At last, she hopped into her jeep and drove off to town.

-ly Word	Base Word	-ly Word's Meaning

# Suffix -/y

**The Albertosaurus  
Mystery**

Vocabulary Strategies:  
Suffix -/y

Circle the word in each sentence that has the suffix -/y.  
On the line, write the meaning of the word.

1. The angry dog growled fiercely.

\_\_\_\_\_

2. The truck driver honked the horn loudly when the light turned green.

\_\_\_\_\_

3. Maria won the race easily because she is the fastest runner in our class.

\_\_\_\_\_

4. We watched hopefully as Sean tried to score the winning goal.

\_\_\_\_\_

5. When he saw his birthday present, Jason laughed happily.

\_\_\_\_\_

6. The students read quietly in the library until the bell rang.

\_\_\_\_\_

7. Mom told Sara that she sang beautifully in the school play.

\_\_\_\_\_

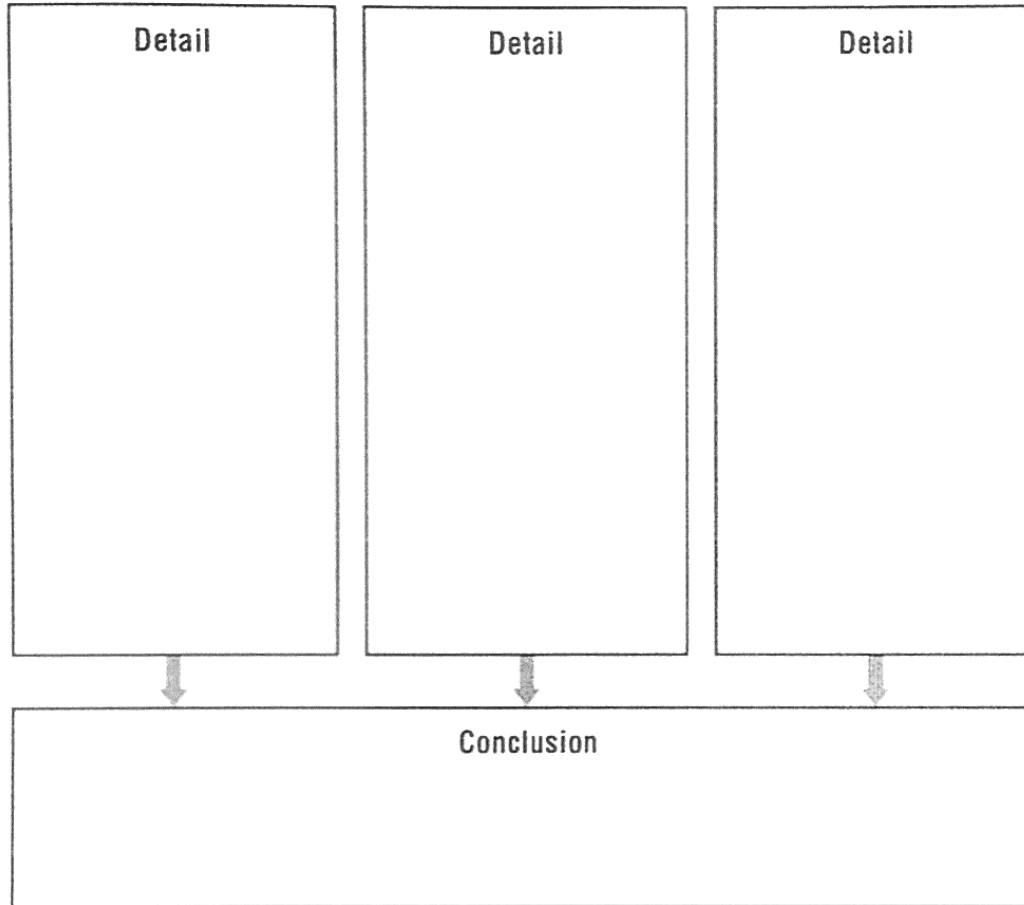
8. We walked carefully across the shaky bridge.

\_\_\_\_\_

Projectable 17.4

The Albertosaurus Mystery Analyze the Text Conclusions

## Inference Map: Conclusions



Analyze the Text  
© Houghton Mifflin Harcourt Publishing Company. All rights reserved.

Grade 3, Unit 4

Copyright © 2014 by Houghton Mifflin Harcourt Publishing Company

**The Albertosaurus  
Mystery**  
Independent Reading


# The Albertosaurus Mystery: Philip Currie's Hunt in the Badlands

## Clues in the Attic

You are exploring an old attic and you find a large wooden chest. You read the name *Barnum Brown* scrolled across the back. The chest must belong to Barnum Brown! As you uncover each object inside the chest, help tell the story of Barnum Brown's discoveries.

First, you find a photograph of an old plow.

**Read page 64. Use what you learn on this page and write why Barnum Brown kept this photo.**




---

---

---

You continue digging through the chest and find a photograph of T. rex bones.

**Read page 65. Use information from this page to decide why this photograph was important to Barnum Brown.**



---

---

---

Name \_\_\_\_\_ Date \_\_\_\_\_

**The Albertosaurus  
Mystery**  
Independent Reading

Inside the wooden chest, you also find an old journal wrapped in cloth. You open to a page and begin reading Philip Currie's journal entries.

**Read pages 69–70. What did Philip Currie write in his journal about his findings in the museum basement? What did he do as a result? Write as if you are Philip Currie.**

---

---

---

**Read pages 71–72. Use this information to write in Philip Currie's journal about his main question.**

---

---

---

**Read pages 73–75. Use this information to write in Currie's journal about Rodolfo Coria and what the two scientists concluded.**

---

---

---

# Words with the VCCCV Pattern

**The Albertosaurus  
Mystery**Phonics:  
Words with the VCCCV Pattern

Write a word from the box to complete each sentence. Then read the complete sentence.

explore  
instant  
complicatedpartner  
complaining  
dolphinimprove  
laundry  
athlete

1. I know that if I practice I will \_\_\_\_\_.
2. We made \_\_\_\_\_ oatmeal since we had no time to cook breakfast.
3. Cara is a great \_\_\_\_\_ who swims and plays soccer.
4. When we paired up, I chose Gloria as my \_\_\_\_\_.
5. Tran is always \_\_\_\_\_ that it is too cold.
6. This puzzle is too \_\_\_\_\_ for young children.
7. When we were at the beach, we saw a \_\_\_\_\_ in the sea.
8. Mom is teaching me to do my own \_\_\_\_\_.
9. I would like to travel and \_\_\_\_\_ the world.